



# SmartScreen Collaboration Makes Meetings More Productive

Increase productivity with dynamic touch-screen technology



PART OF ARC'S  
**DESIGN AND  
CONSTRUCTION  
PRODUCTIVITY SUITE**

ARC's **Productivity Suite** is designed to meet your needs from site-mapping to closeout. Everything you need and anywhere you need it, available through a single-source provider.



#### Scalable

Use these tools and services - standalone or combined - on one job or many - to multiply the impact on your projects.




#### Comprehensive

This single-source of resources seamlessly enhances your project workflows and fills the gaps.



#### Smarter

Improve performance at every stage of the project lifecycle with increased intelligence - driving smarter decisions.



**Your project teams** can be hard to nail down in one place, and when you can't get everyone together, poor collaboration tools can cause communication to suffer.


With SKYSITE SmartScreens, you can connect to your mobile devices and enjoy video conferencing that is just as dynamic and synergetic as in-person sessions.

**SmartScreen's mobile connectivity** not only brings your entire team together when you need them but also puts all eyes and ears where they need to be, focused on the same files and images. Team members can also share their screens directly from their mobile devices with screen mirroring, putting to rest the potential for confusion or miscommunication.

## Improve communication with smarter project coordination meetings

With project teams rarely in the same place at the same time, working together can be a challenge. Office staff, field teams and subcontractors need to be able to collaborate and work through challenges efficiently.

With SKYSITE SmartScreens, you can bring your team together with the perfect tool to share construction drawings, schedules, and other content in an interactive way to improve your coordination meetings.



### Modernize your meetings

No need to huddle around a set of physical construction drawings, deal with cables during presentations, or use multiple tools to present, markup or share comments with the project team.

### Improve Productivity & Collaboration

The SKYSITE SmartScreen is an intuitive tool that significantly improves team productivity and collaboration.

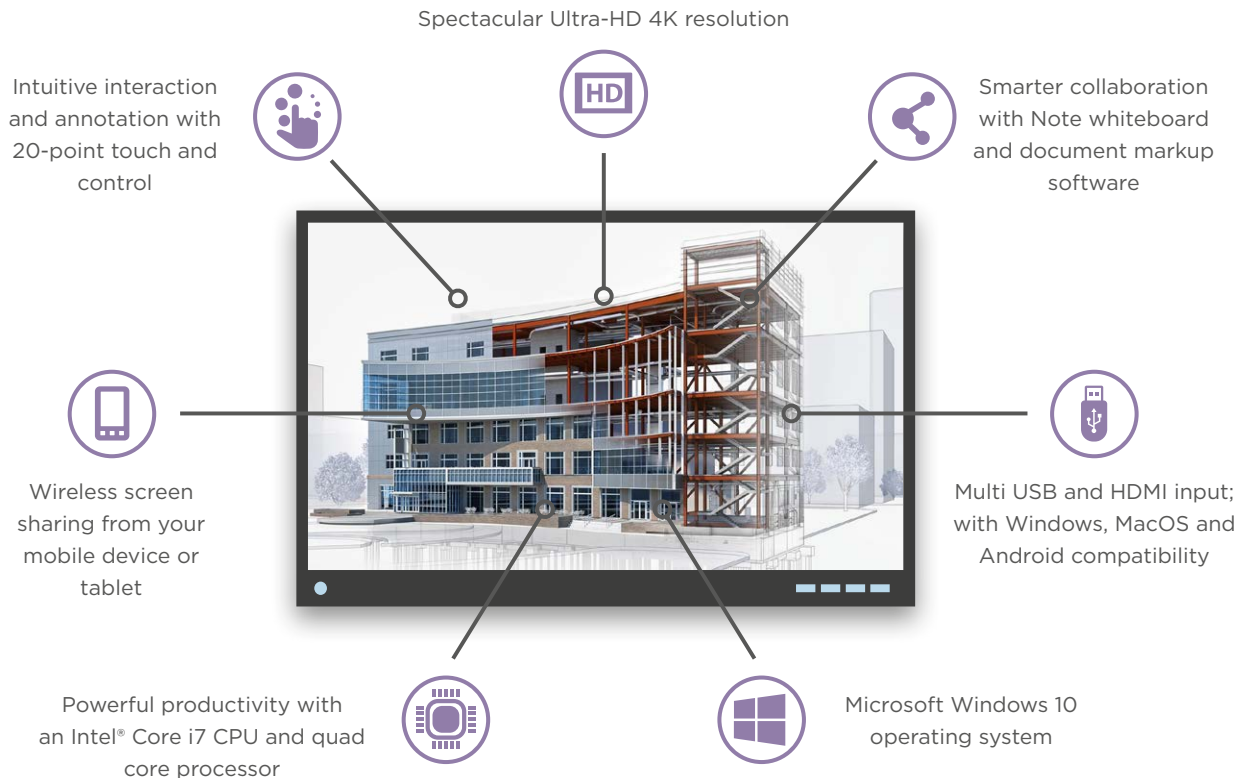
### Hardware built for hard hats

SmartScreens come in various sizes and are equipped with impact resistant anti-glare glass and a heavy duty stand.

# Boost productivity with better brainstorming

Make meetings more productive with a SKYSITE SmartScreen - a giant interactive touch-computer that enables you to share plans and files, and connect in a collaborative way.

Interactive SmartScreens offer an easy-to-use solution to strengthen teamwork, generate new ideas, and foster the right environment for creative problem solving from everyone on your team.



## Key Features:

- ✓ Whiteboard and document markup software included
- ✓ Pinch, swipe and tap to manipulate your files
- ✓ With 20-point touch, it is easier than ever to engage with your content—all in real time
- ✓ Draw, markup, and call-out on BIM models, videos, hyperlinked drawing sets and estimating software
- ✓ Markup over externally connected iOS, Android and other devices
- ✓ Video Conferencing is simple with support for cloud-based communication tools
- ✓ Save to the cloud, print, or share your meeting

# All the resources you need in one place

ARC's Design and Construction Productivity Suite is built to meet your needs from site-mapping to closeout. Everything you need and anywhere you need it, available through a single-source provider.

The power of the Productivity Suite is realized when a combination of complementary tools and services help you aggregate project intelligence to track project progress, monitor job-site conditions and proactively detect design and constructability issues.

Exponential layers of value in the form of increased productivity, shareable project intelligence and reduced costs are realized as additional solutions are put into use.

